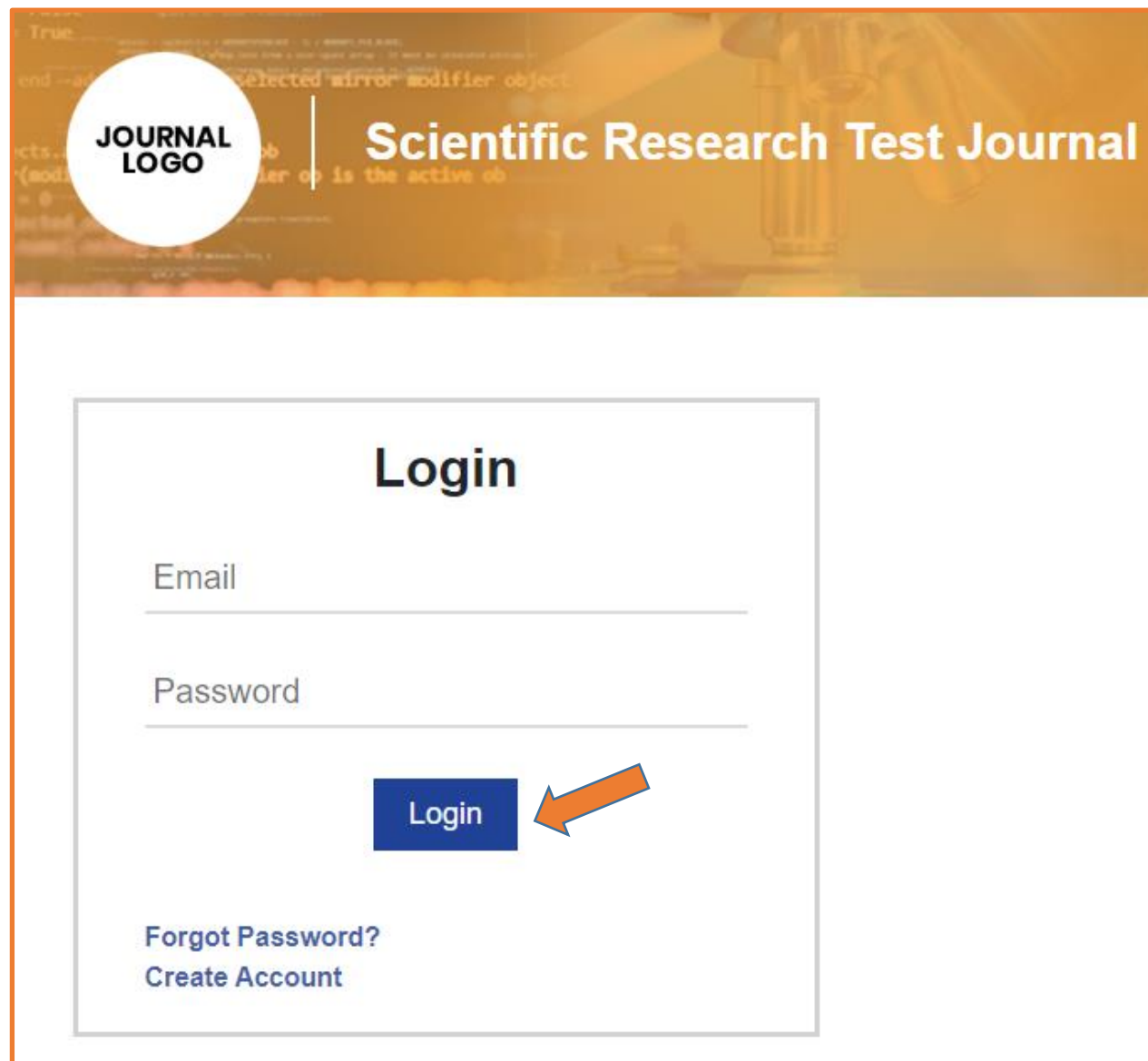




Online Review - Reviewer

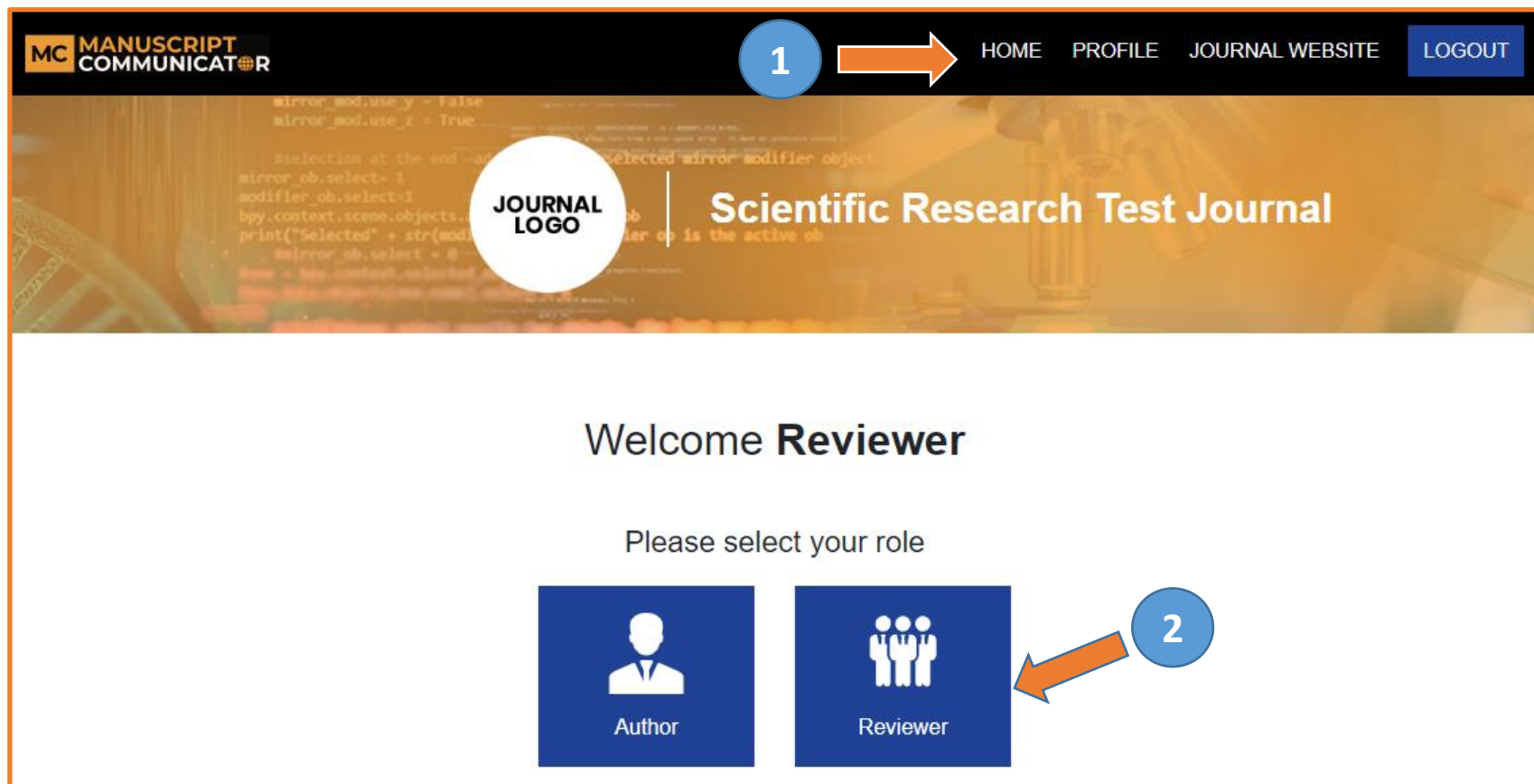
How can I complete the review task assigned to me through the Manuscript Communicator?

1. Use your credentials received on your email to login and initiate the review process.



The screenshot displays the login interface for the Scientific Research Test Journal. At the top, there is a header with a circular logo containing the text "JOURNAL LOGO" and the journal title "Scientific Research Test Journal". Below the header, a white box contains the "Login" form. The form includes two input fields: "Email" and "Password". Below these fields is a blue "Login" button, which is highlighted by an orange arrow. At the bottom of the form, there are two links: "Forgot Password?" and "Create Account".

1. The menu can lead you to the profile, journal website and logout.
2. Click on the 'Reviewer' to move on.



1. The Dashboard provides a comprehensive report to track the manuscripts assigned to you.
2. Click on the 'New Reviews' button to access the manuscript assigned to you.
3. If the manuscript review task assigned has been accepted in the mail itself then the manuscript can be accessed by clicking on the 'Accepted Reviews'

The screenshot shows a web interface for a reviewer. At the top, it says "Reviewer - Reviewer [Switch Role]" and has a "Back" button. The main heading is "Dashboard". Below this, there are three main sections: "To Do", "Result", and "Overdue".

- To Do:** Contains a list of tasks with counts:
 - 1 New Reviews (Callout 2 points to this item)
 - 0 Revised Reviews
 - 0 Accepted Reviews (Callout 3 points to this item)
 - 0 Reviews In Progress
- Result:** Contains a list of results with counts:
 - 0 Completed Reviews
 - 0 Rejected Reviews
 - 0 Author Withdrawn
- Overdue:** This section is currently empty.

Callout 1 points to the "Dashboard" heading.

Reviewer - Reviewer [Switch Role] Back

1 New Reviews

AJPSC-2020-6-R1	Date: 09 January 2020	—
------------------------	-----------------------	---

*** Title of the Manuscript ***

Type: Abstract

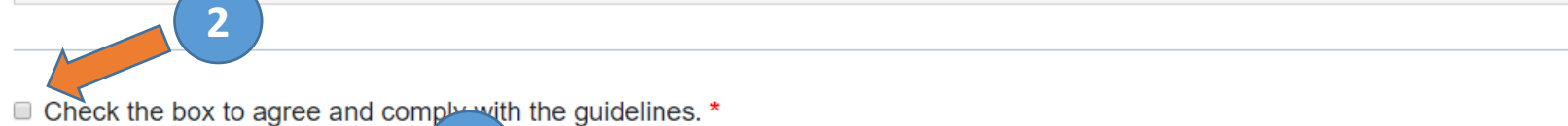
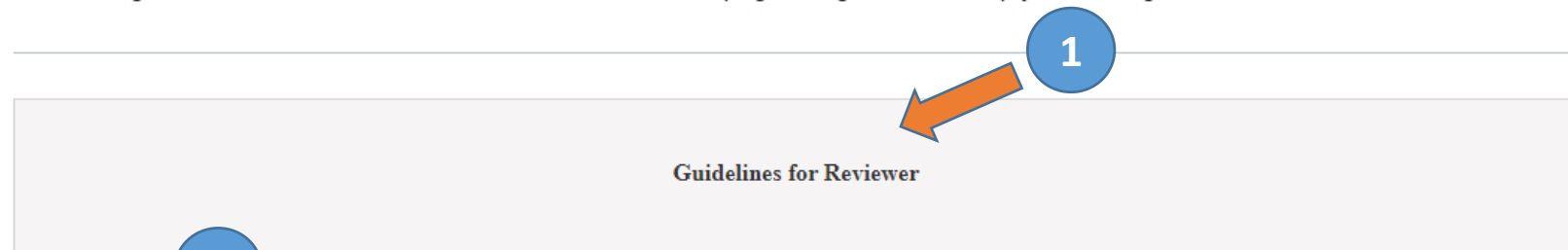
Accept
Reject

This screen appears if the hyperlink link in the invitation email is used to accept/reject the review of manuscript.



Reviewer guidelines


Read the guidelines and check the box at the bottom of the page to agree and comply with the guidelines.





1. Guidelines about the style, types of citations, references, etc. can be referred here.
2. Check on the box to complete this section.
3. Click on the 'Save & Continue' button to move to the next step.


1. Access the manuscript by clicking here.
2. Check on the box to complete this section.
3. Click on the 'Save & Continue' button to move to the next step.

Reviewer - Reviewer [Switch Role] Back


 ✓ Guidelines


 Documents


 Evaluation


 Submit

Documents for review


Name	Type	Size	Date / Time
sample.pdf	Manuscript	2.96 KB	2020-01-09 09:19:13


Check this box to confirm you have read the review document. *


Save & Continue


1. Complete the 'Evaluation' form by filling in the fields.
2. You can provide general comments to the authors and confidentially provide comments to the editorial office as well.
3. The fields with asterisk are mandatory.

Reviewer - Reviewer [Switch Role] Back


 ✓ Guidelines


 ✓ Documents


 Evaluation


 Submit

Evaluation

Complete the form below.

Comments to authors * 1

Confidential comments to editorial office 2

Is the manuscript within the scope of the journal? * 3

Yes ▼

Does the topic of the article deal with unique or unreported information? *

Yes ▼

4. Select the overall rating for the manuscript from the drop-down menu.
5. Recommend the next course of action for the manuscript.
6. Upload the reviewed file by clicking the 'Choose File' button.
7. Check on the box to complete this section.
8. Click on the 'Save & Continue' button to move to the next step.

Would you state that the data substantiates the conclusions in the manuscript? *

Yes

In your opinion, does the manuscript require professional language revision? *

Yes

Manuscript ratings *

Excellent

Your Recommendation *

Revise (major revision)

Comment Document


Choose File | No file chosen


Check this box to confirm the completion of review as per the reviewer guidelines. *


Save & Continue


1. Review the 'Evaluation' form filled in previously. If any field appears in 'Red', click on that field to complete it.
2. Check on the box to complete this section.
3. Click on the 'Submit' button to complete the review process.

Reviewer - Lokesh [Switch Role] Back


 ✓ Guidelines


 ✓ Documents


 ✓ Evaluation


 Submit

Review and Submit

Click on the sections marked in red to complete the sections to proceed with the submission.

Evaluation

Comments to authors: Lorem Ipsum is simply dummy text of the printing and typesetting industry. Lorem Ipsum has been the industry's standard dummy text ever since the 1500s, when an unknown printer took a galley of type and scrambled it to make a type specimen book. It has survived not only five centuries,

Confidential comments to editorial office:

Is the manuscript within the scope of the journal? Yes

Does the topic of the article deal with unique or unreported information?: Yes

Would you state that the data substantiates the conclusions in the manuscript?: Yes

In your opinion, does the manuscript require professional language revision?: Yes

Manuscript ratings: Excellent

Recommendation: Revise (major revision)

By checking this box, I declare that the manuscript has been reviewed to the best of my knowledge. *

submit



Thank You